



TAOGLAS®



Datasheet

CAB.058

Description:

SMA(F) Jack Straight to Strip/Tin 3/3mm with 50mm 0.047" semi-rigid cable

Features:

Semi-Rigid Cable Assembly

SMA(F)ST connector

Strip/Tin 3/3mm

50mm 0.047" semi-rigid cable

RoHS & Reach Compliant


1. Introduction	3
2. Cable Specifications – 0.047” Semi-Rigid	4
3. Cable Insertion Loss	6
4. Mechanical Drawing	7
<hr/>	
Changelog	8

Taoglas makes no warranties based on the accuracy or completeness of the contents of this document and reserves the right to make changes to specifications and product descriptions at any time without notice. Taoglas reserves all rights to this document and the information contained herein.

Reproduction, use or disclosure to third parties without express permission is strictly prohibited.



1. Introduction



The Taoglas CAB.058 is a 0.047" semi-rigid coax pigtail with SMA connector that is ideal for RF circuit debug and design verification. The pigtail is 50mm long and comes stripped and tinned to expose a short length of the inner conductor, thus removing the need to make your own. The CAB.058 acts as a 50 ohm transmission line to connect your test equipment to your printed circuit board and has a SMA female connector making it the proper mate for most coax cables used in design labs, eliminating the need for additional adapters. Semi-rigid coax also has the best attenuation of all micro-coax types.

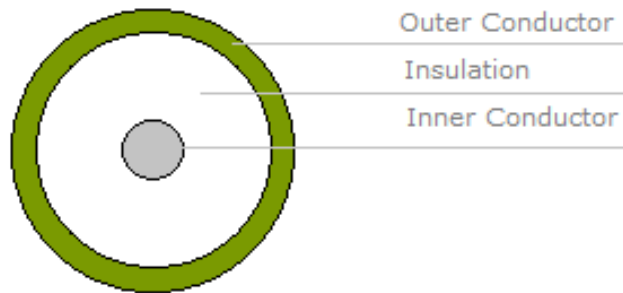
In order to make a proper connection to the PCB without causing an impedance mismatch, the cable jacket needs to be soldered to the PCB ground and the inner conductor gets soldered to the RF transmission line. The CAB.058 has a smooth, semi-rigid, metallic jacket that makes it very easy to solder the jacket to the PCB ground.

The thinner 0.047" cable diameter makes it easier to solder onto densely populated circuit boards. The semi-rigid nature of the cable also allows you to easily bend the pigtail to your convenience, yet holds its position to prevent toppling over and shorting nearby components.

Taoglas provides customized length and connector variants subject to MOQ. Contact your regional Taoglas customer support team for further details.

2. Cable Specifications – 0.047” Semi Rigid

2.1 Cross Section



Outer Conductor

Insulation

Inner Conductor

2.2 Structure

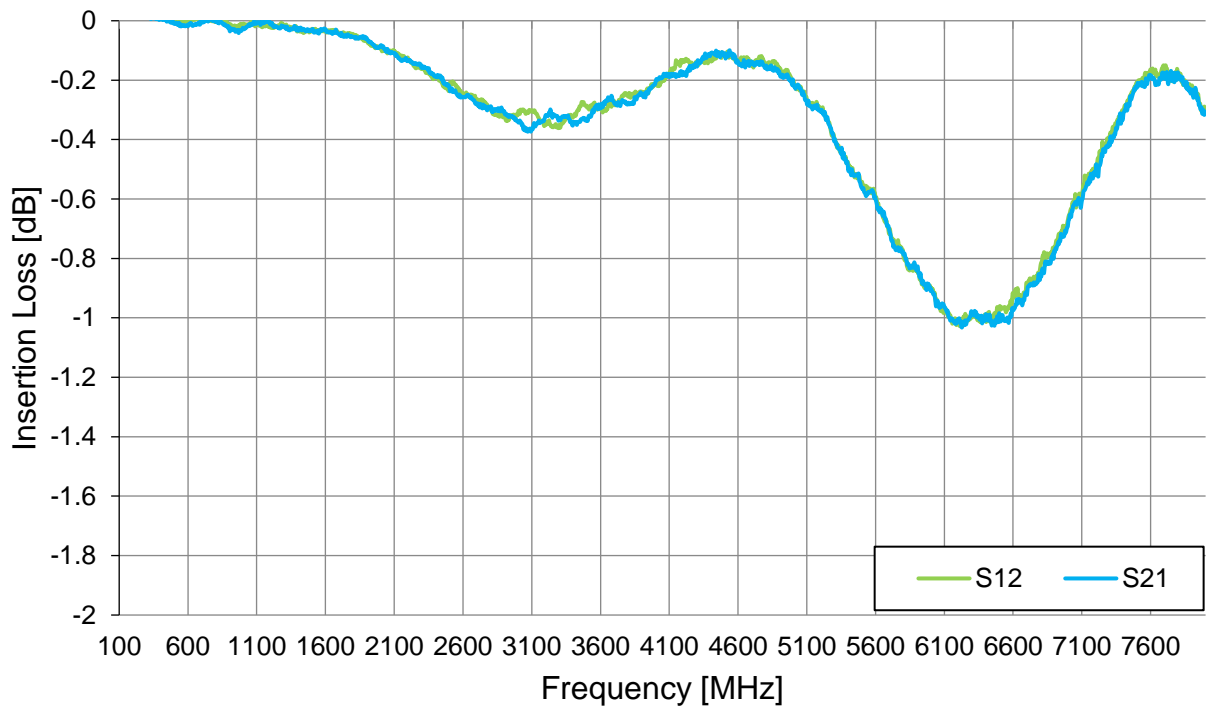


2.3 Cable Specification

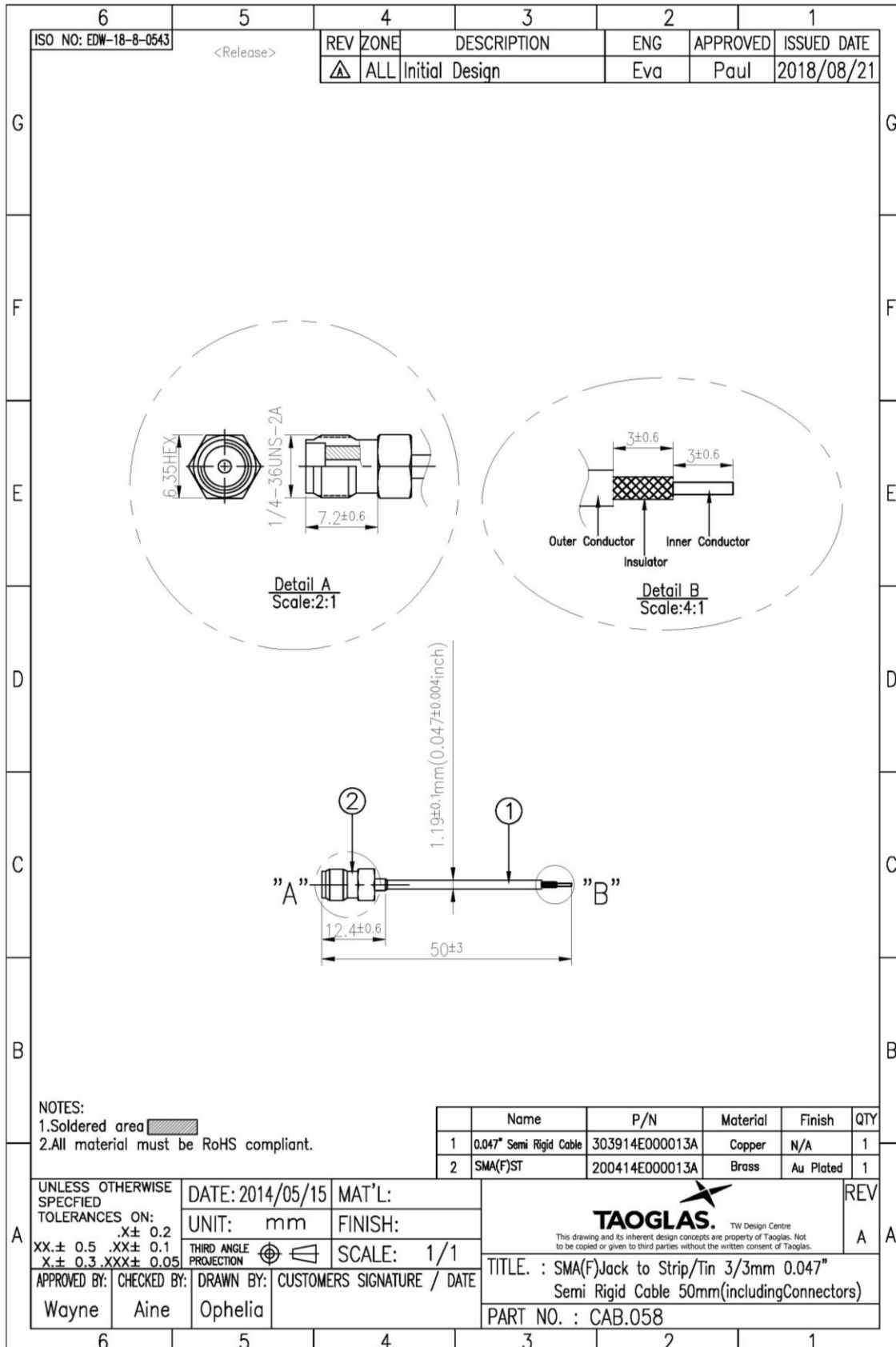
1	Operating Temperature:	-50°C to +100°C	
2	Max Weight	4.8 (lbs/1000ft)	
3	Safe Bend Radius(proper tooling)	.050 inches	
4	Corona Extinction	Min. 1.0 KVRMS 60 Hz	
5	Max Operating Frequency	20GHz	
6	Dielectric Strength	2.0 KVRMS 60 Hz	
7	Impedance:	50 ± 1 Ω	
8	Standard Attenuation:	1GHz	40.0 dB/100ft 32W Avg. Power
		10GHz	130 dB/100ft 9W Avg. Power
		20GHz	190 dB/100ft 6.5W Avg. Power

3. Cable Insertion Loss

3.1 Insertion Loss



4. Mechanical Drawing (Units: mm)



Changelog for the datasheet

SPE-15-8-019 – CAB.058

Revision: D (Current Version)	
Date:	2023-04-13
Changes:	Amended Operating Frequency
Changes Made by:	Cesar Sousa

Previous Revisions

Revision: C	
Date:	2020-01-17
Changes:	Amended S21
Changes Made by:	Jack Conroy

Revision: B (Current Version)	
Date:	2019-03-27
Changes:	Amended cable Specifications and template
Changes Made by:	Jack Conroy

Revision: A (Original First Release)	
Date:	2017-08-10
Notes:	
Author:	Jack Conroy



TAOGLAS®

www.taoglas.com

