



# TAOGLAS®



## Datasheet

CAB.721

**Description:**

Hirose U.FL to SMA(F) Bulkhead Straight Connector  
with 100mm  $\varnothing$ 1.32mm cable

**Features:**

Semi-Rigid Cable Assembly  
SMA(F) Bulkhead ST connector  
Hirose U.FL  
100mm  $\varnothing$  1.32mm cable  
RoHS & Reach Compliant

1. Introduction	3
2. Cable Specifications – 0.047” Semi-Rigid	4
3. Cable Insertion Loss	6
4. Mechanical Drawing	7
5. Packaging	8
<hr/>	
Changelog	9

Taoglas makes no warranties based on the accuracy or completeness of the contents of this document and reserves the right to make changes to specifications and product descriptions at any time without notice. Taoglas reserves all rights to this document and the information contained herein.

Reproduction, use or disclosure to third parties without express permission is strictly prohibited.



## 1. Introduction

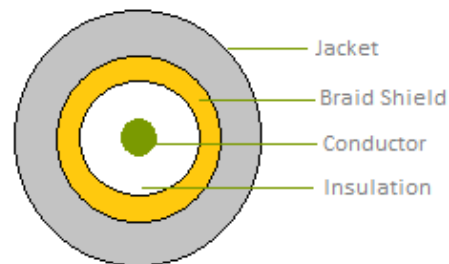


The Taoglas CAB.721 is a 1.32mm coaxial cable of 100m length with SMA female bulkhead connector and Hirose U.F.L. As one of a great range of Taoglas' standard cables the CAB.721 is ideal for use by worldwide RF professionals. Taoglas also provides [custom cables](#) through our Cable and Connector Division. When a custom cable is required this is the perfect tool for building your own cable variant.

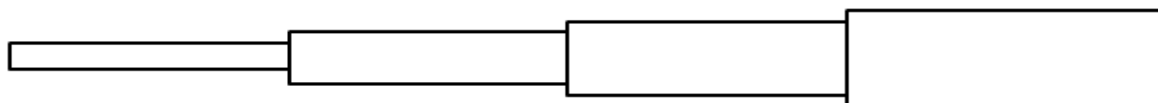
Taoglas provides customized length and connector variants subject to MOQ. Contact your regional Taoglas office for details.

## 2. Cable Specifications – 0.047” Semi Rigid

### 2.1 Cross Section



### 2.2 Structure and Dimensions



#### Conductor

- Material – Silver Plated Copper
- Diameter-0.22mm

#### Insulation

- Material – FEP
- Diameter-0.70mm
- Colour- Natural

#### Braid Shield

- Material – Silver Plated Copper
- Coverage – 90%

#### Jacket

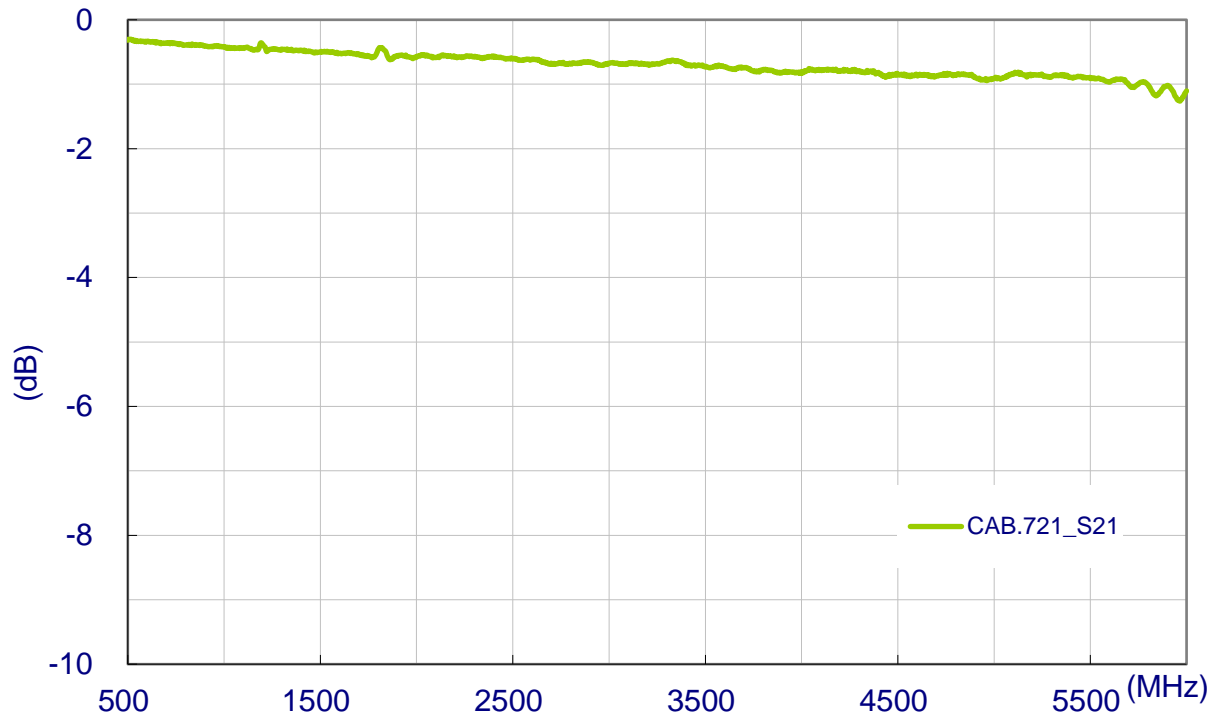
- Material – FEP
- Diameter-1.32mm
- Colour- Upon Request

## 2.3 Cable Specifications

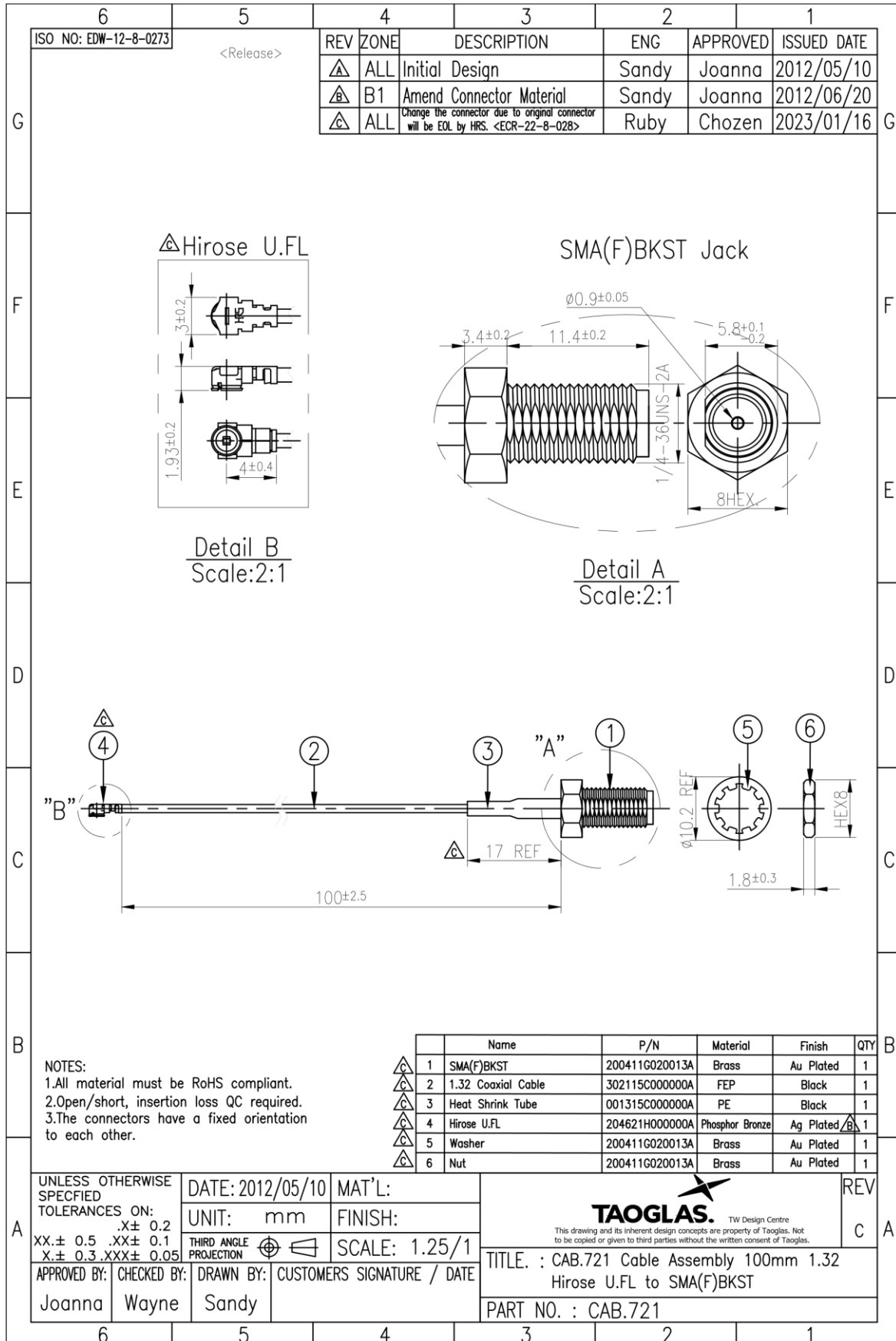
1	Item:	32 AWG
2	Rating Temp Voltage:	105°C 30V UL 1979
3	Insulation Resistance:	1000 MEGA OHM-KM Min.
4	Conductor Resistance:	545 OHM/KM/20°C Max.
5	Dielectric Strength:	AC 1.0 KV/minute
6	Spark test:	2.5 KV
7	UL Rating	1581: VW-1
8	Insulation Unaged Tensile Strength	2500 PSI Min.(1.76Kg/mm <sup>2</sup> )
	Elongation	200% min.
	Aged Tensile Strength	Unaged Min 75%(168HRS*232°C)
	Elongation	Unaged Min 75%(168HRS*232°C)
9	Jacket Unaged Tensile Strength	2500 PSI Min.(1.76Kg/mm <sup>2</sup> )
	Elongation	200% min.
	Aged Tensile Strength	Unaged Min 75%(168HRS*232°C)
	Elongation	Unaged Min 75%(168HRS*232°C)
10	Nom. Impedance	50 ± 3 Ohms
11	Nom. Capacitance	96 ± 3 pF/m
12	Nom. Vel. Of Prop.	69%
13	VSWR (0-6GHz)	Max 1.3
14	Flame Test	VW-1 OK
15	Attenuation (dB/1M)	2.0GHz 2.80
		2.4GHz 3.10
		3.0GHz 3.50
		4.0GHz 4.00
		5.0GHz 4.60
		6.0GHz 5.10

### 3. Cable Insertion Loss

#### 3.1 Insertion Loss



# 4. Mechanical Drawing (Units: mm)

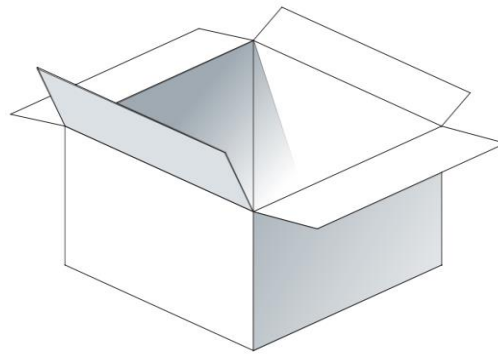


## 5. Packaging

CAB.721  
100 pcs / Small PE Bag



30 PE bags / Carton board  
Carton(mm): 320x250x230





Changelog for the datasheet

**SPE-15-8-019 – CAB.721**

**Revision: E (Current Version)**

Date:	2024-02-06
Changes:	Updated drawing
Changes Made by:	Cesar Sousa

**Previous Revisions**

**Revision: D**

Date:	2019-01-17
Changes:	Amended Spec table and format
Changes Made by:	Jack Conroy

**Revision: C**

Date:	2017-07-10
Changes:	PCN
Changes Made by:	Jack Conroy

**Revision: B**

Date:	2015-08-04
Changes:	Added Mounting Hole
Changes Made by:	Jack Conroy

**Revision: A (Original First Release)**

Date:	2012-08-14
Notes:	
Author:	Technical Writer



[www.taoglas.com](http://www.taoglas.com)

